

1. Register for an account

(1-1) Enter account information

Log in Register

AI Data Sharing

Datasets Organizations Groups About Search

Registration

Why Sign Up?
Create datasets, groups and other exciting things

Register for an Account

* Username:

Full Name:

* Email:

* Password:

* Confirm:

Profile picture:

* Date of Birth:

* Gender:

* Phone:

* Name of Primary Institute:

* Country / Region:

* Department:

* Position / Job Title:

* Secondary Email address:

Proof of Affiliation:

* Required field

Create Account

(1-2) Email verification

The screenshot shows the AI Data Sharing web interface. At the top, there is a navigation bar with the logo, the text "AI Data Sharing", and links for "Datasets", "Organizations", "Groups", and "About". A search bar is also present. Below the navigation bar, the breadcrumb "Home / Email Verification Required" is displayed. The main content area is divided into two columns. The left column contains a "Need Help?" section with a message: "If you continue to have problems with email verification, please contact support." The right column features a large heading "Email Verification Required" followed by a light blue alert box: "You need to verify your email address before you can access all features of this platform." Below this, the "Current Email Address" is listed as "forever84721@yahoo.com.tw". Two buttons are provided: "Resend Verification Email" and "Change Email Address". An "Instructions" section follows, listing four steps: 1. Check your email inbox for a verification message; 2. Click the verification link in the email; 3. If you don't see the email, check your spam folder; 4. If you still don't receive the email, click "Resend Verification Email". A "Logout" link is at the bottom of the instructions. The footer contains links for "About CKAN1", "CKAN API", and "CKAN Association", along with an "OPEN DATA" button. On the right, it says "Powered by ckan" and includes a "Language:" dropdown menu set to "English".

- Email verification reminder - NYCU DMC



Jay

寄件者： forever84721@gmail.com

收件者： forever84721@yahoo.com.tw

Email Verification - NYCU DMC

Hello user11,

This is a reminder to verify your email address for the NYCU DMC Data Sharing Platform.

Please verify your email address by clicking the button below:

[Verify Email Address](#)

If the button above doesn't work, you can also copy and paste this link into your browser:

<http://localhost:5000/verify-email?token=Sb3ZE4wo99nhb8MWpDpVeQczJTumNAtXdho54n48ZIM>

If you did not request this verification, please ignore this email.

Best regards,
NYCU DMC System

Email Verification Success

Email verification successful! You can now use all features.

[Go to Home](#)

(1-3) Waiting for administrator review

user11

AI Data Sharing

Datasets Organizations Groups About Search

Home / Pending Admin Approval

Need Help?

If you have questions about the approval process, please contact the system administrator.

Pending Admin Approval

⚠ Your account is pending admin approval. You will be able to use the full system after approval.

Account Information

Username	user11
Display Name	user11
Email	forever84721@yahoo.com.tw
Registered At	2025-09-12 21:31
Approval Status	Pending Approval

What happens next?

1. Your account information has been submitted for admin review
2. The admin will complete the review within 1-3 business days
3. You will be notified of the result by email
4. If urgent, please contact the system administrator

[Logout](#)

About CKAN1
CKAN API
CKAN Association
[OPEN DATA](#)

Powered by
ckan

Language:
English

2. Create a dataset

(2-1) Input dataset information

The screenshot shows the 'Create Dataset' form in the AI Data Sharing application. The form is divided into two main sections: '1 Create Dataset' (highlighted in green) and '2 Add data'. The '1 Create Dataset' section includes the following fields:

- Application required:** A checkbox that is currently unchecked.
- Title:** A text input field containing 'eg. A descriptive title'. Below it is a URL field with the placeholder 'localhost:5000/dataset/<dataset>' and an 'Edit' button.
- Description:** A text area containing 'eg. Some useful notes about the data'. Below it is a note: 'You can use Markdown formatting here'.
- Tags:** A text input field containing 'eg. economy, mental health, government'.
- License:** A dropdown menu with the text 'Please select the license'. Below it is a link: 'License definitions and additional information can be found at [opendefinition.org](#)'.
- Organization:** A dropdown menu with the value 'org1'.

On the left side of the form, there is a sidebar with the heading 'What are datasets?' and a paragraph: 'A CKAN Dataset is a collection of data resources (such as files), together with a description and other information, at a fixed URL. Datasets are what users see when searching for data.'

The screenshot shows the organization profile page for 'asd123' in the AI Data Sharing application. The page is divided into several sections:

- Organization Profile:** Shows the organization name 'asd123', a 'Followers' count of '0', and a 'Follow' button. Below this is a placeholder image for the organization's logo.
- Dataset and Groups:** A section with 'Dataset' and 'Groups' tabs, and a 'Manage' button.
- Application History:** A section with a red 'APPLICATION REQUIRED' banner and the text 'No application records found.'
- Data and Resources:** A section with a 'Data' tab and a resource titled '模板 03 專科以上學校辦理以學位或文憑送審教師資格查核表1130418 (5).docx'. Below this is a search bar with the text 'aaa etyu turrtyi'.
- Additional Info:** A table with the following data:

Field	Value
State	active
Last Updated	2025-09-12 21:46
Created	2025-09-12 21:45

3. Application for access to dataset

(3-1) Click Apply in the dataset

The screenshot shows the 'AI Data Sharing' platform interface. The top navigation bar includes 'Datasets', 'Organizations', 'Groups', and 'About', along with a search bar. The breadcrumb trail is 'Organizations / org1 / ds1'. The left sidebar displays the dataset 'ds1' with 0 followers and a 'Follow' button. Below this is the organization 'org1' with no description and social media links for Twitter, Facebook, and License. The main content area shows the dataset 'ds1' with a description 'dfgsdhdsd a6d1a5fa651f'. A red banner indicates 'APPLICATION REQUIRED'. A blue box states 'This data set requires application to access' with an 'Apply to Access' button. Below this is a search bar with tags: 'aaa', 'dfgh', 'fjhty16', 'greterg65156', and 'tag-A'. An 'Additional Info' table is shown below:

Field	Value
State	active
Last Updated	2025-07-25 23:23
Created	2025-07-17 23:27

(3-2) Follow the steps to fill in the information

The screenshot shows the 'Apply for resources access rights' form. The breadcrumb trail is 'Organizations / org1 / ds1 / Apply'. The left sidebar is identical to the previous screenshot. The main content area shows the 'Apply for resources access rights' form with a progress indicator showing three steps: 1. Basic Information (active), 2. Research Details, and 3. Configuration. The 'Basic Information' section includes the following fields:

- Project Title * :** The majority of applications to this dataset are for data only. The purpose of the application is for NYCU Data Portal to determine whether the proposed research project is health-related, feasible and in the public interest. For this, we require a brief synopsis of the research plan (i.e. a description of the aims, methods and intended outputs) rather than a full scientific review.
- Project Motivation * :** The background and scientific rationale of the proposed research project in general.
- Project Summary * :** Please provide a lay summary of your research project in plain English, stating the aims, scientific rationale, project duration and public health impact.


A 'Next →' button is located at the bottom right of the form.

Home / Organizations / org1 / ds1 / Apply

ds1

Followers
0

[Follow](#)



org1
There is no description for this organization

Social

Twitter

Facebook

License

No License Provided

Apply for resources access rights

1 Basic Information — 2 **Research Details** — 3 Configuration

Research Details

Research Target * :

Project Method * :

Please provide a lay summary of your research project in plain English, stating the aims, scientific rationale, project duration and public health impact.

Expected Results * :

The expected value of the research (taking into account the public interest requirement)


[← Back](#)
[Next →](#)

Home / Organizations / org1 / ds1 / Apply

ds1

Followers
0

[Follow](#)



org1
There is no description for this organization

Social

Twitter

Facebook

License

No License Provided

Apply for resources access rights

1 Basic Information — 2 Research Details — 3 **Configuration**

Configuration

Sample * :

As such, the first two questions we ask are whether your application involves access to samples or re-contact as this will require some additional information and as is set out in the Access Procedures (our data are not depletable, but our samples and re-contact opportunities are depletable)recontact/sample applications are assessed to a different (more exacting) standard. Does your project require biological samples?

Recontact * :

Does your project need to recontact participants?

Estimated Duration (Months) * :

What is the estimated duration of your project, in months? If you consider (because for example the project is one involving the generation of hypotheses) that it would be difficult to set a fixed end point, we are prepared to consider a rolling 3-year period (during which annual updates are required):

[← Back](#)
[Submit](#)

(3-3) Awaiting review


Application submitted successfully!

Home / Organizations / org1 / ds1

ds1

Followers
0

[Follow](#)



org1
There is no description for this organization

Social

- Twitter
- Facebook

License

No License Provided

[Dataset](#) [Groups](#) [Manage](#)

APPLICATION REQUIRED

ds1

Description

dfgsdhdsd
a6d1a5fa651f

My Application History

Application Date	Status	Actions
2025-09-12 22:01	Pending	View Details

Your latest application is being reviewed, please wait patiently

aaa dfgf fhthy16 greterg65156 tag-A

Additional Info

Field	Value
State	active
Last Updated	2025-07-25 23:23
Created	2025-07-17 23:27

(3-4) You can view your application in dashboard > My Requests

user11

AI Data Sharing

Datasets Organizations Groups About Search

Home / Dashboard / My Requests

Received Applications **My Requests** Cloud Drive My Datasets My Organizations My Groups Profile settings

Dataset name Application Title All Status Application Time From Application Time To

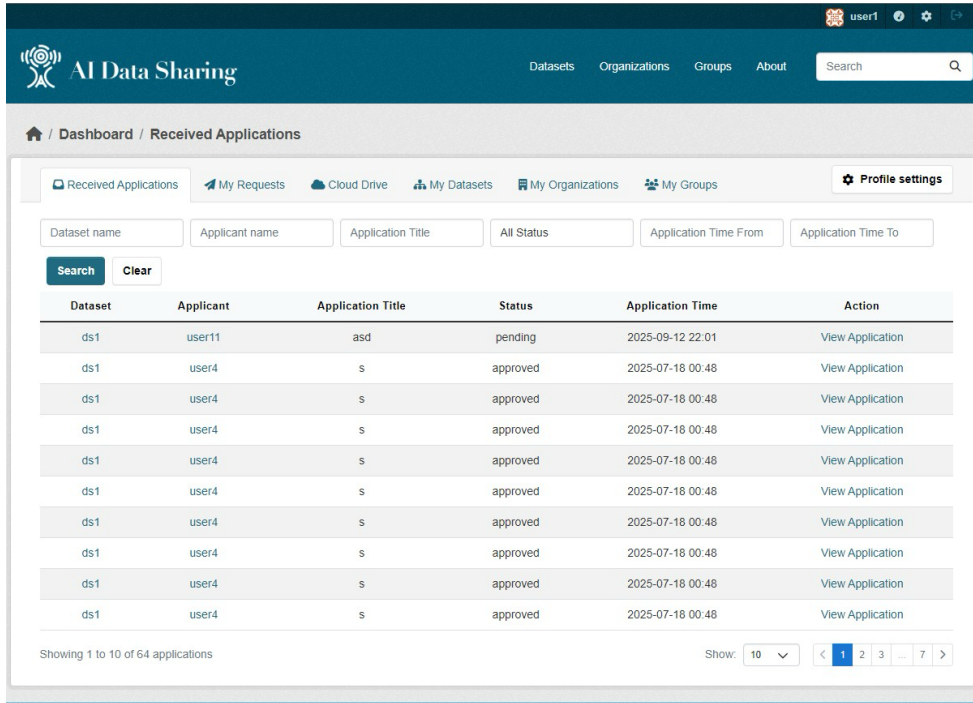
[Search](#) [Clear](#)

Dataset	Application Title	Status	Application Time	Action
ds1	asd	pending	2025-09-12 22:01	View Application

Showing 1 to 1 of 1 applications Show: 10

4. Data Set Application Review

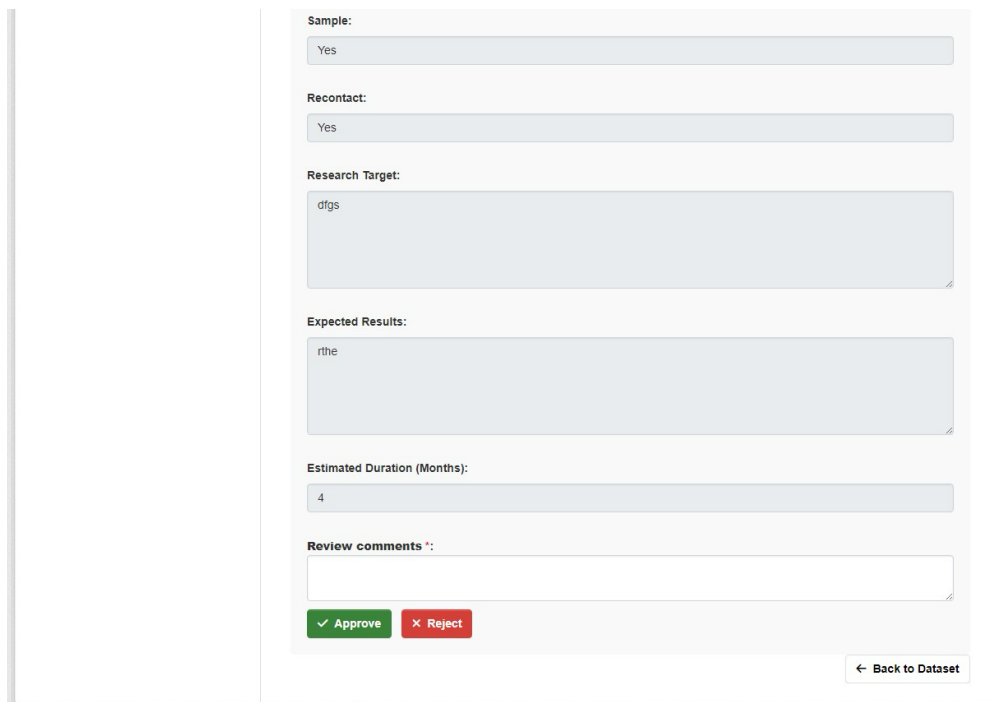
(4-1) View the application list in dashboard > Received Applications, click View Application



The screenshot shows the 'Received Applications' page in the AI Data Sharing dashboard. The page features a search bar at the top with filters for Dataset name, Applicant name, Application Title, All Status, Application Time From, and Application Time To. Below the search bar is a table with the following columns: Dataset, Applicant, Application Title, Status, Application Time, and Action. The table contains 10 rows of application data, with the first row having a status of 'pending' and the others 'approved'. A 'View Application' link is provided for each row. At the bottom of the table, it indicates 'Showing 1 to 10 of 64 applications' and a pagination control showing '1' of 7 pages.

Dataset	Applicant	Application Title	Status	Application Time	Action
ds1	user11	asd	pending	2025-09-12 22:01	View Application
ds1	user4	s	approved	2025-07-18 00:48	View Application
ds1	user4	s	approved	2025-07-18 00:48	View Application
ds1	user4	s	approved	2025-07-18 00:48	View Application
ds1	user4	s	approved	2025-07-18 00:48	View Application
ds1	user4	s	approved	2025-07-18 00:48	View Application
ds1	user4	s	approved	2025-07-18 00:48	View Application
ds1	user4	s	approved	2025-07-18 00:48	View Application
ds1	user4	s	approved	2025-07-18 00:48	View Application
ds1	user4	s	approved	2025-07-18 00:48	View Application

(4-2) Fill in comments at the bottom and Approve or Reject



The screenshot shows the application review form. It contains several text input fields and a text area for comments. The fields are: Sample (Yes), Recontact (Yes), Research Target (dfgs), Expected Results (rthe), and Estimated Duration (Months) (4). At the bottom, there is a 'Review comments' field and two buttons: 'Approve' (green) and 'Reject' (red). A 'Back to Dataset' button is located at the bottom right.

Sample:
Yes

Recontact:
Yes

Research Target:
dfgs

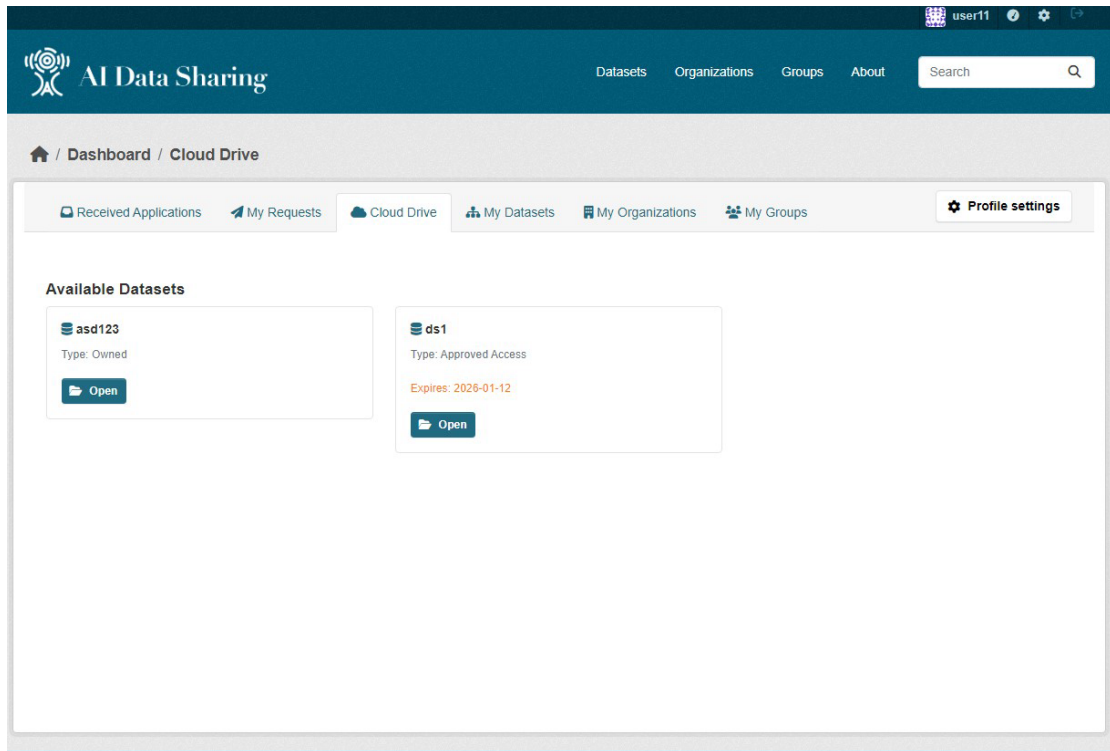
Expected Results:
rthe

Estimated Duration (Months):
4

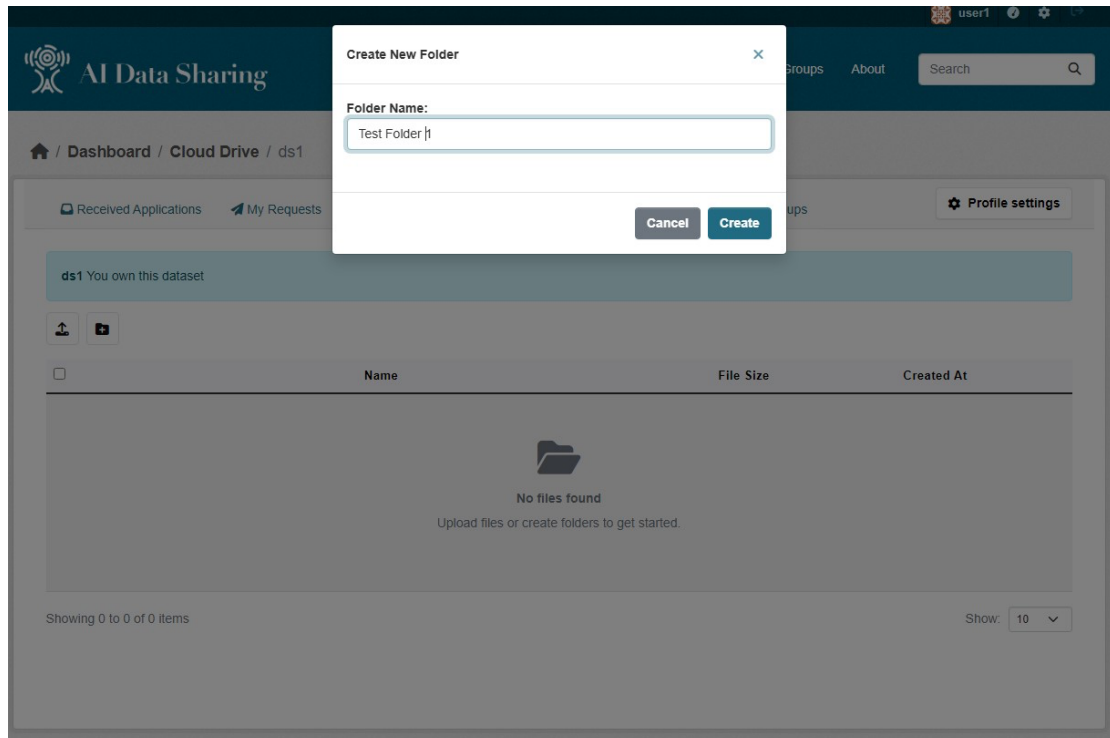
Review comments *:

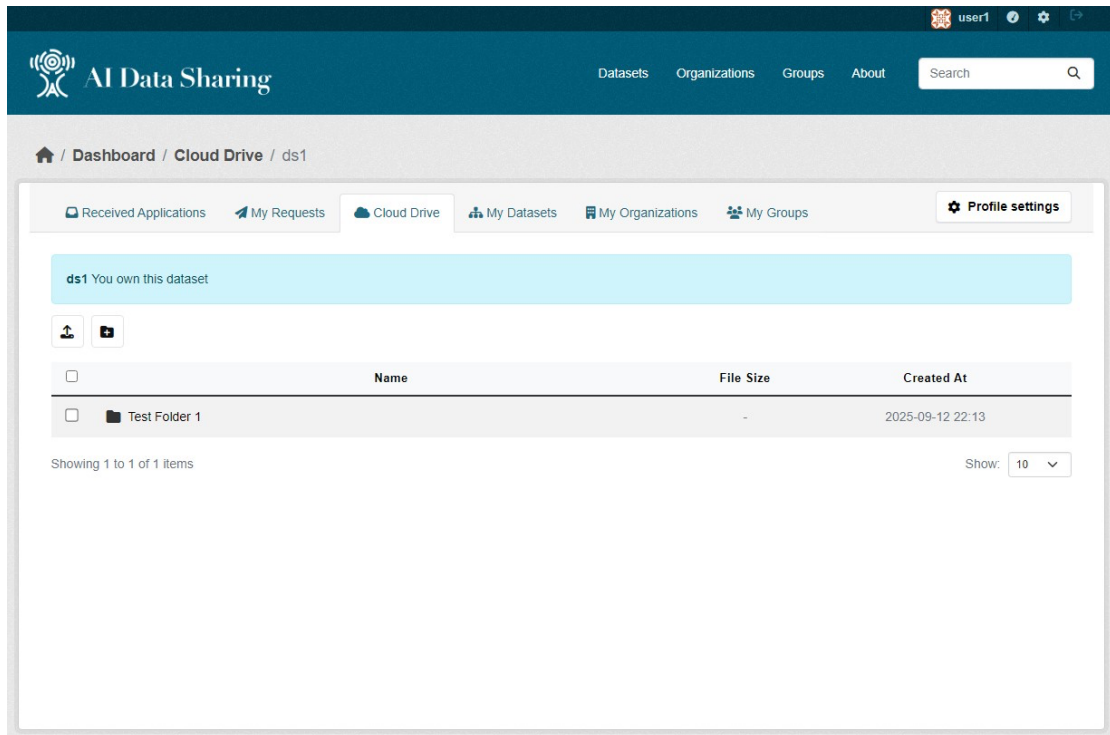
[← Back to Dataset](#)

5. In dashboard > Cloud Drive, you can view the files related to the data set you have permission to access.



(5-1) Create folders & files





(5-2) Users can download data from the dataset

